

**VICTORIAN FOUR
WHEEL DRIVE CLUB INC.**

FREE



WHEELING

**NOVEMBER
1987**



COMMITTEE 1987 - 1988

PRES. David Heard
16 Hardy St.
Selby 3159
754 8406

VICE PRES. Steve Alder
10 Mayfair Crt.
Keysborough 3174
798 7229

SEC Mark Templeton
55 Martin St.
Belgrave 3160
754 3667

TREAS. Rob Ayton
8 Minerva Cres.
Vermont Sth. 3133
232 0378

ASS SEC. Gloria Templeton
55 Martin St.
Belgrave 3160
754 3667

SOC Michelle Heard
SEC. 16 Hardy St.
Selby 3159
754 8406

COMM. Tom Brachna
11 Sunnyvale Crt.
Hampton Park 3976
799 1998

John Smith
21 Beilby St.
Bayswater 3153
720 2959

Brian Tuck
9 Peterfields Crt.
Borona 3155
762 5981

ASSOCIATION DELEGATES

Ricky Rycken
704 9535

Peter Pink
763 7434

Tom Brachna
799 1998

TRIP CLASSIFICATIONS:

'A' Grade; Extensive use of 4 WD. Tracks may be difficult to negotiate chains should be carried along with towing slings and anchor points, good winter tread pattern tyres are a must. Trip leader has the right to refuse a vehicle if above points are not met. Types of conditions likely to be met include; steep climbs and descents on all surfaces - rocky, muddy, snow, deep river crossings and overgrown tracks.
MAX, 6 VEHICLES.

'B' Grade; Virtually same conditions as 'A' Grade but track condition is more favourable. Good tyres are a must as well as necessary recovery gear.
MAX, 10 VEHICLES.

'C' Grade; Very limited use of 4 WD. These trips include car rallies ect, Type of tyres does not matter and recovery gear still essential.
NO MAX, VEHICLES.

In all above cases vehicles should be in sound mechanical condition and carry the basic spare part requirement as listed in previous Newsletters.

The Committee would like to express the fact that if in the opinion of the trip leader a vehicle is not suitable for a trip, then that vehicle may be refused permission to partake. Also all drivers must be licenced and shall remain below 0.05 while on club trips.

Newsletter items to Mark Templeton by General Meetings at the latest.

MEETINGS THE LAST TUESDAY OF THE MONTH
AT THE DANDENONG LIBRARY TIME 8.00 pm

ALL CORRESPONDENCE
P.O. BOX 778
DANDENONG VIC 3175

PLEASE TRY TO SUPPORT OUR SPONSORS AS THEY ARE SUPPORTING US !!!!!!!!!!!!!!!!!!!!!!!



PRESIDENTS REPORT NOVEMBER 87

A good time was had by all who went on the Mayford trip over the Cup Week-end, unfortunately I had to go home on Sunday which meant a lot of driving in two days. King Spur provided some challenge but was negotiated successfully by all, including our new members. We will definately have to go back to this beautiful spot.

We have just returned from the Ladies day, and I think we may have created a monster. My advise is keep your keys on you at all times fellas. The girls handled the cars with relative ease and I think with a little more practice we could be out of a job. Whoever thought the drivers seat of a 4WD would crop up at the equal opportunities board !!!!!

The club dinner at the Cuckoo was a little crowded by pleasant all the same, quite an improvement on the A.G.M. Dinner. Don't forget the Kids Christmas Party at Bimbimble Wild Life Park, this as always will end the year on a happy note, and to get started on the new one Peter Rowe will be leading a trip to Golden Point Hut on the 1, 2, & 3 of January, more details inside.

I'll take this opportunity to wish all of you the very best for Christmas and the remainder of the festive season as I will not get to see everyone before.

See you at the meeting

DAVE HEARD.

P.S: DON'T FORGET THERE IS NO MEETING IN DECEMBER.



BEDE COLLYER ALDERTON & CO.

Certified Practising Accountants

John L.F. Bede
FASA CPA

Janet L. Collyer
FASA CPA

J.R. (Roy) Alderton
AASA CPA, FCIS

Suite 9, 53 Kingsway,
Glen Waverley, 3150
P.O. Box 340,
Glen Waverley, 3150
Telephone: 560 0211

The Members,

Victorian Four Wheel Drive Club Inc.,

We report that we have carried out an audit of the attached Treasurer's Annual Report for the year ended 30th June 1987. In our opinion the attached Treasurer's Annual Report is properly drawn up so as to give a true and fair view of the state of the Club's affairs as at 30th June 1987 and the results of its operations for the year then ended.

Bede Collyer Alderton & Co.

BEDE COLLYER ALDERTON & CO.

J.L. Collyer

J.L. COLLYER (PARTNER)

VICTORIAN FOUR WHEEL DRIVE CLUB INC.
TREASURERS REPORT AS AT 30TH JUNE 1987
ANNUAL REPORT

	\$	\$
Building Society		388.60
Bank Balance		789.36
Cash in Hand		62.63
		<hr/>
BALANCE AT 30TH JUNE 1986		\$1,240.59

INCOME

Subscriptions	1,104.00	
Badges	25.50	
Special Effort	1,191.12	
Advertising	635.00	
Radio Licences	665.00	
Xmas parties, dinners, theatre	2,166.50	
Bush dance	1,150.00	
Miscellaneous sales	18.00	
Drag chains	575.00	
Interest received	123.23	
	<hr/>	7,653.35
		8,893.94

EXPENDITURE

Hall	158.00	
Printing	903.00	
Stamps & stationery	437.42	
Special efforts	739.39	
Refreshments	71.70	
Radio Licences	770.00	
Association fees	129.00	
Filing fees	21.00	
Bush dance	882.85	
Newsletter Registration	36.00	
Xmas parties, dinners, theatres	2,753.79	
Drag chains	610.74	
Audit fee	85.00	
Bank charges	17.91	
	<hr/>	7,579.80
		\$1,314.14
		=====

This is made up as follows:

Building Society	463.47
Bank Balance	803.84
Cash in Hand	46.83
	<hr/>
BALANCE AT 30TH JUNE 1987	\$1,314.14
	=====

PORT PUZZLER

NO. 6

NICE TO SEE SOME OF THE NEWER MEMBERS HAVING A GO AT THE PUZZLER. NICE TO SEE THE DEDICATED MEMBERS LIKE "LITTLE JOHN" ENTERING EVERY MONTH, IRRESPECTIVE AS TO WHETHER THEY WIN OR NOT. CORRECT ENTRIES FOR LAST MONTH'S PUZZLER WERE RECEIVED FROM: - L. BRACHNA, R. AYTON, S. & S. ALDER, S. ABELA AND T. MOORE. THE WINNING ENTRY (DRAWN FROM THE AKUBRA) WAS SUBMITTED BY SHARON AND STEVE. A BOTTLE OF BROWN BROTHERS RESERVE PORT AWAITS THEIR COLLECTION AT THE NOVEMBER CLUB MEETING.

The correct answers were;

- | | |
|------------|--------------------|
| 1. ACME | 16. ENSUE |
| 2. EAGLE | 17. OBESE |
| 3. AEON | 18. ONCE |
| 4. EATEN | 19. RUPEE |
| 5. AERIE | 20. REVERE |
| 6. BEAU | 21. SECEDE |
| 7. ECHO | 22. SIEVE |
| 8. CHEESE | 23. SPREE |
| 9. GENIE | 24. SNEER |
| 10. GENRE | 25. SEETHE |
| 11. EIDER | 26. ESTEEM OR STEM |
| 12. ISLE | 27. SETTEE OR STET |
| 13. LEASE | 28. VENUE |
| 14. ELEVEN | 29. EXCEED |
| 15. EMERY | 30. EYELET |

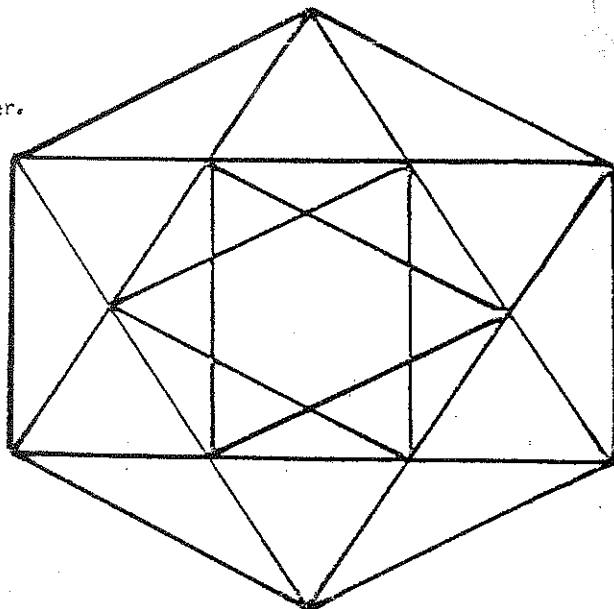
Wow!

THIS MONTHS PUZZLER IS AS FOLLOWS:-

DIAMONDS ARE FOREVER

Here is a lovely diamond, cut with many facets by an expert jeweller. The handsome young man who bought it for his girl as an engagement present decided at the last moment he didn't really want to get married that quickly. So he said he would have a final fling with as many girls as there were triangles on his diamond. Then he would make up his mind, and give it to the girl he would marry. How many girls would he have his "flings" with, before giving the diamond, if he lived up to his vow?

*I DO NOT EXPECT A CORRECT ENTRY,
SO NEAREST TO CORRECT WILL WIN.*



ALL ENTRIES TO BE SENT TO:-

PORT PUZZLER
21 BEILBY STREET
BAYSWATER VIC 3153

CLOSING DATE FOR ENTRIES 11TH DECEMBER, 1987

BUSH DANCE



BIMBIMBI WILDLIFE PARK
Paternoster Road, Mt. Burnett.

Feb 13TH - 14TH



'BOBSY DIE' Bush Band

\$10 - per head ~ \$25 - per family

BEEF ON SPIT + B.B.Q. INCLUDED - 7pm
B.Y.O. Salads + drinks.

Bring your friends.

Don't forget



your hat + boots!

TICKETS AT THE GATE

Stay Overnight

Range Rover Club.

Chainsaw tips and techniques for the four wheel driver.

1. Fallen trees across track.

Dangerous situations caused by tree and terrain.

- high bank creating tension wood and difficult access.(due to height above operators head and angle of fall).
- trees very large for normal size of saw carried by 4 wheel driver.
- tree uprooted and may slide down hill if cut.
- fallen tree laying over other trees causing tension wood and chance of springback.
- tree deeply embedded in road causing extreme degree of tension wood and difficulty in extraction.

Dangerous situations - caused by operators

- inappropriate equipment.
- poorly maintained equipment.
- lack of knowledge and experience with tension wood.
- lack of control over spectators and helpers.

Dangerous situations - caused by spectators.

- lack of control over children.
- unawareness of dangers.
- overeagerness to be close to the action.

Recommendations for club trips.

1. Chainsaw work should be delegated to most experienced member.

Where 2 or more saws are available the work must be co - ordinated by the most experienced member.

Upon reaching the fallen tree the experienced member should assess the situation :-

a) Is the tree in a dangerous position - if so the vehicles should be reversed well back from site. (note trees can roll sideways down a hill giving the first 3-4 cars and spectators no chance of escape.)

If the tree is in a dangerous situation all spectators should be kept at the same distance as the first vehicle.

b) Is the tree difficult beyond the experience and equipment of the group. If so do not attempt to start as this is the situation in which most accidents would occur. Backtrack and find another route.

c) Delegate one person to prevent spectators and in particular children from entering the work area. This also applies to the area directly above and below the work site.

d) Assess how many saws are required. In most cases one saw is used however if the fallen trees extend for some distance down the track one operator can start from the far end. (N.B. it is often worth walking down the track for a short distance to ensure the fallen trees do not extend too far- if they do you could be there for several hours)

e) Once the situation has been assessed the experienced member should explain to the helpers exactly what he intends to do and what he wants them to do.

2. A small working party should only approach the work area and only under the directions of the head operator.

3. The working party must be aware at all times of the directions given by the operator especially during operation of the saw. I would recommend only 2 members per operator as helpers. The operator is aware at all times what is happening at the cutting face and cannot take into account the movements of the helpers. The helpers should therefore remain behind and away from the operator at all times unless signalled by the operator. There is nothing worse than seeing throngs of people out of the corner of your eye while attempting to use a chainsaw, it not only reduces concentration but can lead to a dangerous situation should the operator turn around with the saw running on.

4. Wood cleared from the working site can be thrown off the track by a second group of helpers.

Safety hints for operators and helpers.

Ensure chainsaw is sharp and has been recently serviced. Should the saw break down half way through, a potentially dangerous situation may be left for the next travellers reaching the site not to mention the time wasted and the frustration of the party.

A second sharp chain carried will ensure quick cutting; reduction of dangerous cutting using blunt saw(tendency to lean on saw); quick change over (rather than sharpening on site).

Ear defenders should be mandatory for both operators and helpers.

Cut using the area of bar closest to the engine - if cutting using the tip of the bar kick back can occur.

Ensure chain is kept tensioned - slack chain can come off the guide rails and wrap around the operators hand not to mention the possibilities of destroying the guide links.

Do not cut wood encrusted with dirt or mud. If you have to saw slimy or muddy timber leave until the last after the remaining wood has been cut and cleared and even then attempt to clear the bark using an axe or cut half way through the log and roll it over. The slightest contact with any florm of ground will blunt the saw very quickly - if this does occur check the saw and if it has lost its edge - put the spare chain on or sharpen the existing chain - do not continue cutting as this will eventually build up heat in the teeth and cause case hardening which will make the saw extremely difficult to sharpen.

While working be aware of rolling logs; hanging branches ; and above all each other.

Tension wood and its treatment.

In many if not most situations the timber lying across a track will be under some form of tension ie the wood will be lying in such a position as to cause bending due to the weight exerted from the butt section.

This form of cutting is extremely dangerous and should be approached with extreme caution. The problems encountered with tension wood are:-

- sudden springing back of timber - often hitting the operator in the face or forcing the chain saw back towards the operators head.

- nipping saw; preventing removal. Often forces the use of a second saw or axe to extracate the first. This is a potentially dangerous situation as a) two operators have to be near the tree which is under tension b) there is a good chance the second saw may become stuck as well c) damage can be caused to the saws during extraction.

- trunk sections under tension can commence movement once tension relieved.

Techniques for cutting tension wood.

1. Assess what wood is under tension and if possible tackle it first.
2. Cut tension wood towards the end of the branches standing back from the limb and making a cut on the reverse side of the tension. - generally an under cut.
3. Once a limb has been relieved of the tension cut it into sections and remove from the track.
4. Once the butt or trunk of the tree has been reached assess whether the wood has fractured and splintered or solid.

If the wood is solid commence cutting from the top keeping a close watch of the cut at point of entry. Commence sawing to a point half to two thirds of the way through the trunk. If the gap at the point of the saws entry moves in the slightest remove the saw immediately. Before cutting through the remaining section insert a wedge in the cut where the saw first entered. Knock the wedge in firmly but not too hard. The saw cut can now be completed taking care not to touch the wedge with the saw and taking care that once the cut is complete the wedge does not drop in onto the saw blade.

If the wood has been shattered during the fall, common with large trees or long falls, layers of tension wood can be formed all independent of each other. This type of wood requires the operator to keep a very careful watch on the cut to prevent nipping of the saw. Once the cut starts to close remove the saw quickly, wedge and continue. In some cases it may be necessary to cut V shaped as you progress through the layers of tension wood. Each V preventing the saw nipping on the wood above. Splinters and lifting of wood in this situation is common and the operator must be aware of what may happen and be ready to make step back from the saw. It is also imperative that all helpers be made aware of the situation and keep well out of the way. Do not interfere with the operator especially do not tap him on the shoulder as this can have disastrous results.

N.B. Have two wedges and a hammer or axe at hand at all times while cutting wood under tension.

While cutting keep an eye along the tree to see if there is movement, severing of limbs can start the tree moving. If this occurs withdraw rapidly and re - assess the situation.

General Hints.

Ensure fuel for saw is of the correct mix (note Stihl now recommend the use of 50:1 using stihl brand oil)

Store saw for easy access if blocked tracks are anticipated. Saws often leak oil from the bar oiler.

Always fill both the fuel and the bar oil containers at every top up. (grease roller nose every other fuel filling).

Trees near old fence lines may contain barbed wire/nails staples etc (often embedded deep inside the timber. If you suspect this keep clear of the lower 1-2 metres.

Do not let the fuel or oil tank run empty.

Consider dragging the wood off the track for a quicker safer method.

Dead wood reacts differently when cut than live wood- dead wood can shatter and break long before the saw has gone half way through the timber.

Cutting firewood and clearing small trees does not qualify you to tackle large diameter timber - if in any doubt leave it.

When buying a saw :-

Bar length 16 - 20 inches (40 - 50cm).

Bar type - roller nose.

Power unit - 40 -70cc. (or up to 80cc if large diameter timbers are to be encountered on a regular basis - not usually the case)

Chain type - semi chisel (fairly quick cutting but must kept well away from dirt/ soil etc as blunting occurs quicker than with chipper chain)

Recommended models - Husquavarna

Stihl

Partner.

Please note that you only get what you pay for when purchasing chainsaws. Even within the models listed above there is a large range of price variations between the professional models and the hobby/farm models.

When acquiring a saw it is also recommended that the following be purchased.

Wedges x 2 - steel (plastic/nylon wedges are useful to prevent damage to saws particularly when cutting tension wood and felling).

Hammer - A Canadian block splitter is a useful hammer for driving wedges and doubles as a splitter for firewood.

Spare chain


File and file holder. - to match pitch of chain.

Flat file - half inch flat file for removing burrs on bar and reducing depth gauges as chain wears.

Grease gun - generally supplied with saw (greasing roller nose and sprocket).

Spare fuel filter - small item often causes problems.

Spare spark plug. - ensure the correct size is purchased.



Destination; Golden Point Hut

Contact; Peter Rowe Ph 703 2346
 Departure Date; 1 January Departure Time; 7.00am
 Departure Point; Hallam Pub
 Fuel Required; Full Tank at Glenmaggie
 Grade; B Duration; 1-3 January

Destination; Victoria River

Contact; John Smith Ph 720 2959
 Departure Date; 23 January Departure Time; 7.00am
 Departure Point; Coldstream
 Fuel Required; Full Tank at Harrietville
 Grade B Duration; 23-26 January
 Via; Yea, Myrtleford, Bright, Hotham.
 Activities; Fishing, Swimming, Resting Ect.

Destination; Gembrook area Ladies Day Part Two

Contact; Gloria Templeton Ph 754 3667
 Departure Date; 13 March Departure Time; 10.00am
 Departure Point; Gembrook car-park Main Rd Gembrook
 Fuel Required; Full tank
 Grade; B

Activities; The aim of this training day is to give the ladies of the club an opportunity to learn how to drive in four wheel drive country. The reason being that in case the driver of the vehicle, ie. husband, boy-friend etc, meets with an unfortunate mishap, you will then be able to at least drive the vehicle out yourself and home. The roads and tracks that will be used on this day, have been checked out, and there are defenatelly NO Grade "A" involved, it is simply a matter of learning how the car handles in four wheel drive, and how to get the gears in and out of 4WD.

Special Conditions; Full Recovery Gear

THE OTWAY FORESTS

PLANNING THEIR FUTURE

It's your plan

The plan will be prepared in close consultation with the community and interest groups to ensure that it reflects the widest possible range of needs and undertakings. Be sure you have your say.

Have your say

Effective participation by the community, government, unions and industry will help to ensure the best future for the Otway forests.

Everyone who is interested will be able to express their views at three stages of the planning process:

1. Identification of issues
2. Proposals for management
3. Draft management plan.

Each stage will be well publicised and guidelines will be available. Suggestions need not be formal, but they should be in writing.

The following points may be helpful when you are writing down your thoughts.

- State your ideas, suggestions and reasons clearly. A list of points will do.
- Please mark specific localities on a map or describe them accurately.

- Please state the basis of your interest and your undertaking.
- Please indicate the name, address and telephone number of the person or organisation writing the letter. If the letter is from an organisation or group, please nominate one person who can be contacted for more information and who can be kept informed of the progress of the planning project.

You are welcome to provide information at any time during the planning process.

What happens next?

Your opinions on issues which should be covered in the plan will be carefully considered when management options are being developed.

An issues and planning proposals statement will be written after consultation with interest groups in mid-1988 and published for comment.

A draft plan will be published early in 1989 and comments on it will be used to prepare the final plan which will set the pattern of future management of the Otway forests.

Need more help?

Many reference books on all aspects of the Otways are available in libraries or bookshops.

Two comprehensive documents which would be useful are *the Report on the Corangamite Study Area*, published by the Land Conservation Council in 1976, and *the Colac Regional Profile*, published by the Department of Conservation, Forests and Lands in 1986.

Members of the project team will be pleased to discuss any enquiries you may have. Please telephone, write to or call at the address below:

Otway Forest Management Planning Project,
Department of Conservation,
Forests and Lands,
83 Gellibrand Street,
Colac, 3250.
Telephone: (052) 31 5799

The closing date for sending in your ideas on issues, concerns and opportunities is **31 December, 1987.**



**Conservation
Forests & Lands**

The need for action

Our forests have a variety of social, economic and environmental values. The many demands placed on them are often conflicting and difficult to resolve.

As the State Government's Timber Industry Strategy acknowledged, the best solutions to such problems is integrated planning which uses advanced techniques; forest management plans will be prepared in this way.

What will the plan do?

The management plan will:

- Integrate the full range of forest uses, including timber production and recreation, with protection of forest values, including water catchment, flora, fauna, soil and landscape;
- Ensure the protection of forests for the enjoyment and benefit of present and future generations;
- Set the general direction of future management and establish a ten year framework for action.

Conservation of native flora and fauna

The diverse vegetation communities in the Otways range from cool temperate rainforests to woodlands with heath understorey. At least 900 native plant species are found here.

The variety of habitats supports a wide range of native wildlife – more than 350 vertebrate species, or over half the total number of vertebrate species recorded in Victoria. There are more than 240 species of birds, and 40 mammal, 20 reptile, 50 fish and about 10 amphibian species.

Rare or significant species in the Otway Ranges include the tiger quoll, long-nosed potoroo, smokey mouse, ground parrot, sooty owl, rufous bristlebird and Australian grayling.

Rare or significant plant species include the swamp green hood, metallic sun orchid, wrinkled buttons and slender fork fern.

The conservation of native plants and animals depends on the conservation of habitat that is sufficiently large and diverse to support genetically viable populations of species.

Present policy

CFL's statewide policy is to conserve and protect native flora and fauna. Rare or endangered species and habitats or associations of native plants that are poorly represented on public land are conserved by setting aside national and State parks Flora and Fauna Reserves and, it is hoped, by implementation of the proposed Flora and Fauna Conservation Guarantee.

Elsewhere, native flora and fauna are protected by the multiple use policy and management prescriptions (eg. the prohibition of logging in national parks).

Examples of issues, concerns and opportunities

- Productive land use activities such as logging and gas extraction have the potential to damage or modify natural ecosystems and affect the distribution and numbers of some species.
- Management activities such as control of introduced plants and animals, and fire protection, may harm native species.
- Licensed removal of tree ferns from private land, and softwood plantations, must be carefully managed.
- Some recreation activities may damage sensitive ecosystems.

Recreation

The Geelong-Otway Region is the second most visited tourist region in Victoria with over 1.6 million visitors annually. One of the State's most popular national parks, Port Campbell, is in the Region.

The Otways provide opportunities for coastal and inland recreation: sightseeing, picnicking, camping, walking, 4WD touring, fishing, hunting, water sports, car and bike rallies, horse riding and orienteering.

Many of these activities are conducted and catered for in areas zoned for timber production and managed under the multiple use policy.

Parks and reserves cover 57 446 ha or 35 per cent of the forested public land. This area does not include the lake and wildlife reserves, most of which are north of the Princes Highway, and which attract thousands of hunters, anglers and bird watchers.

Visitor activities in parks and reserves will be managed in accordance with separate management plans.


Present policy

To improve and manage elements of the recreation and tourism industry to maximise benefits to the community and returns to the State, within the tolerance and maintenance of ecosystems.

To provide services and facilities to improve access to recreational opportunities, and their use by specific groups.

Examples of issues, concerns and opportunities

- 4WD touring is popular but can cause damage to roads and tracks.
- Dispersed camping on public land is not well catered for.
- There are few recreational facilities for people with disabilities.
- We do not know enough about recreational opportunities in the Otway region.
- The role for private enterprise in supplying commercial services on public land or adjacent private land needs evaluating.
- More interpretation and recreation facilities are required.



Picnicking in foothill forest



A Forest Management Plan for the Otways

Have your say!

If you would like to be involved in the development of the Otways Forests Management Plan, complete this form and send it to:

Otway Forest Management Planning Project
Department of Conservation, Forests and Lands
83 Gellibrand Street
Colac 3250

by 31st December 1987

1. Your interests

Tick the boxes which apply to you.

I am a resident within the planning area (refer to locality plan).

I visit the Otways:

☐ Occasionally

☐ Often

please specify:

.....

.....

I earn Part/Most of my living from the Otways area by:

☐ please specify:

.....

.....

I belong to a group whose interest in the Otways lies in:

☐ please specify:

.....

.....

My interest (not described above) is:

.....

.....

2. Your views

Our forests offer many benefits as places to visit and enjoy and sometimes as places to earn a living. In your view what are best features of the Otways – the things you would most like to see catered for in the Forest Management Plan?

.....

.....

.....

3. Issues, concerns and opportunities

In your view what is the most important issue, concern or opportunity which the Plan needs to address?

.....

What would you like to see happen to address this matter?

.....

.....

Are there any other issues, concerns or opportunities about the Otway forests which interest you? Please list them below together with any suggestion you may have to address them.

.....

.....

.....

Your comments

Are there any other comments which you would like to make about the Otway forests and/or the Forests Management Plan?

.....

.....

Keeping in touch

Would you like to be kept in touch with future developments in the preparation of the Otways Management Plan? Yes

No

If so, please write your name and address here.


Name:

Address:

Thank you for expressing your thoughts on the management of the Otway Forests. You are helping to ensure that the Plan reflects the full range of community needs and wishes.

Please attach any other comments if enough room has not been provided here.

Remember that everyone will be invited to make more detailed comments during the planning process.

 Conservation
Forests & Lands

VICTORIAN FOUR WHEEL DRIVE CLUB
TRIP DATA.

DESTINATION :

TRIP LEADER :

PHONE NUMBER :

DEPARTURE DATE :

DEPARTURE TIME:

DEPARTURE POINT:

FUEL REQUIRED :

LAST FUEL AVAILABLE:

MAPS REQUIRED :

GRADE : A B C

DURATION :

BASE CAMP : YES NO

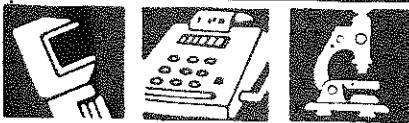
NATIONAL PARKS : YES NO

ROUTE VIA :


ACTIVITIES :

SPECIAL CONDITIONS :

PLEASE RETURN TO COMMITTEE 4 WEEKS PRIOR TO TRIP (TO ALLOW PUBLICATION)



TRADES DIRECTORY



Bus 794 8383

A.H.(059) 68 5256


PRESSFAB

Engineering

Klaus Kessler
Director

Sheet & Plate Pressing 150 Tonne x 3.6m
Fabrication Guttering 3.6m x 6mm
Structural Steel General Engineering

71 Amberley Cres., Dandenong, Vic. 3175.



BUSH.B.Q.

THE B.B.Q. OF THE OUTBACK

DON MONTAGUE
VICTORIAN SALES REPRESENTATIVE

9 CORONATION ST.,
MT. WAVERLEY VIC. 3149

PHONE:
(03) 288 1200

ADJUST-A-MOBILE

THE REVOLUTIONARY TAPESTRY WORKING FRAME

DON & THELMA MONTAGUE

9 CORONATION ST.,
MT. WAVERLEY VIC. 3149

PHONE:
(03) 288 1200

T. & H. NELSON

Licensed Plumbers and Approved



Gutter Fixers of
Nuline, Miniline, Speedline Gutters

Phone: 547 2672

Telephone: 754 5770

Vega Constructions

STEEL FABRICATION

Geoffrey Mann
MANAGER

LOT 28, TOORAC ROAD
UPWEY, 3158

JAMES LEE

5514073

BBQS & SPIT HIRE

DELIVERY & COOKING SERVICE FREE

24 HOUR BREAKDOWN SERVICE

**BCT TRAILER
REPAIRS PTY. LTD.**



Sturt Highway, Gol Gol, N.S.W.
ALL SEMI-TRAILER REPAIRS
P.O. Box 2993, Mildura 3500
Phone 050 24 8629 - A/H 23 4346
TERRY BAKER.

TREVOR WEST

CARBURETTOR SPECIALISTS

Carbit Service Engineering.


3 - 5 HAMMOND ROAD, DANDENONG, 3175.

Phone : 791 4081

Carburetors, Fuel Pumps, Electronic Tuning on all makes & models.

CLUB CALENDAR 1987

NOV	29	ZOO TRIP MELBOURNE ZOO
DEC	13	KID'S XMAS PARTY BIMBIE PARK
JAN	1-3	GOLDEN POINT HUT PETER ROWE
JAN	23-26	AUST DAY WEEKEND VICTORIA RIVER JOHN SMITH
FEB	13-14	BUSH DANCE BIMBIE PARK
MAR	13	LADIES DAY PART 2 GEMBROOK AREA GLORIA TEMPLETON
APR	29-30	G.F.W.D.C. GO-DOWN LABERTOUCHE INTERCLUB
OUTBACK TRIP		2WD WITH 4X4 BACK UP PETER ROWE 4 WEEKS
OUTBACK TRIP		7 WEEKS TOM KIMBERLEYS



We would like you to draw us a picture of anything you might find in the bush. Please make the drawing the same size as the box around this writing. If your picture is chosen as the best drawing received for this month, we will use it in the next magazine for our colouring competition.

We are also giving prizes for the best colouring entry and the best drawing entry.

- Every entry will receive one prize token.
- The best colouring entry will receive three prize tokens.
- The best drawing entry will receive five prize tokens.


* When you have collected 15 prize tokens, send them to us and we will send you \$5.00. *

Please send entries to: "KIDS PAGE"
9-16 Hardy St.
Selby 3159

and clearly mark each entry with your name, age and address.

ENTRIES MUST BE RECEIVED BY 12TH NEXT MONTH.

COLOURING



This month's colouring competition was won by

Dustin Brachna.



BUSH.B.Q.



THE BARBEQUE OF THE OUTBACK

simple
highly efficient
strong
compact
mesh griller
open fire cooking
fully engineered
all steel construction
versatile
gas conversion
indoor/outdoor
realistically priced

ENQUIRIES BUSH B.Q.
9 CORONATION ST
MT WAVERLEY VIC 3149

PHONE
03 288 1200

WHEN THE GOING GETS TOUGH



Toyo Hi-tech tyres
Made to meet the Aussie challenge



Aggressive deep block tread patterns provide outstanding performance in hard work. While the special profile reinforced side walls resist cuts and damage and reduce vehicle ride harshness. With three breaker construction and special tread compounds for maximum resistance and long wear Toyo tyres are tough. Toyo are designed to immediately cope with all surface conditions. Maximum grip in rugged open country, rock-spraying traction.

FREE! TOYO GEAR BAG
To obtain your free Toyo Gear Bag see your
Club Secretary for details

For professional, technical advice and details of your nearest Toyo dealer contact Toyo today.

SYDNEY (02) 642 0177 CANBERRA (062) 305 5000 TOWNSVILLE (077) 79 0499 ADELAIDE (08) 260 4666